

**\*Due to the volatility in the lumber markets, our prices can change at any time\***



## **Storage Sheds and Garages**

[www.EliteOutdoorStructures.com](http://www.EliteOutdoorStructures.com)

### **3 Locations**

141 E. Main St.

Silverdale, PA 18962

Phone (267) 354-1940

Fax (267) 354-1221

732 Easton Rd.

Horsham, PA 19044

Phone (267)-282-5374

Fax (267)-282-5401

677 E. Lincoln Highway

Langhorne, PA 19047

Phone (267) 568-2446

Fax (267) 568-2439



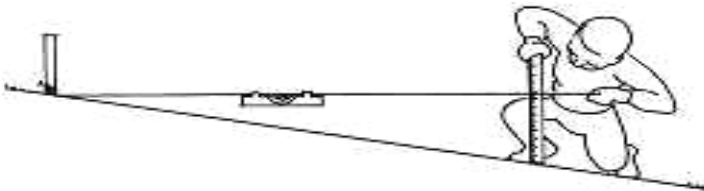
# Useful Information

## Site Checks

Elite Outdoor Structures offers a free site survey of your property with the purchase of any building.

## Property & Accessibility Issues

- Are there slope issues?
- Are there fencing issues?
- Are there trees, shrubs or flower beds that will make delivery difficult?
- Are there drainage issues?
- Are we going to use the neighbor's property for access?
- Any underground pipes?
- Any overhead wires, trees, etc?



## Township Approval and Permits

Elite Outdoor Structures does not require township approvals. It is the responsibility of the buyer to check with their local township or borough to obtain any required permits. We are licensed and fully insured. We are also able to answer any questions, or provide any needed information.

PA Contractor's License #067458

## Siding Types

### **Duratem Wood Siding**

Duratem is a genuine plywood siding. Unlike ordinary plywood, Duratem has a tough, natural-looking surface of oil-tempered hard wood which won't split, check, or crack like veneer products. The face is always 100% clear, and free of patches and repairs. It's tough enough to resist dings, dents, resists weather, temperature, and keeps its paint up to twice as long as traditional T1-11 siding.

### **Vinyl Siding over plywood or LP Techshield**

Techshield is a sheathing product that has a radiant barrier and carries a 20 year limited warranty. The radiant barrier blocks 97% of the radiant heat in the panel from radiating into the shed or garage. Results have shown to reduce temperature by up to 30 Degrees Fahrenheit.

Techshield is used for all of our shed and garage roof sheathing except budget models, unless specified.

## Shed Sizes

**\*All Shed sizes are exterior approximations and not an exact wall measurement\***

### Shed Standard Heights

STYLE	8' WIDE	10' WIDE	12' WIDE	14' WIDE
Mini Barn	7'10"	7'11"	8'1"	8'3"
A-Frame	8'10"	9'3"	9'7"	10'1"
Quaker	9'9"	10'4"	10'10"	----
Dutch Hi-Barn	10'4"	10'5"	10'8"	10'9"
Cape	9'5"	10'1"	10'7"	----
The Dormer	9'5"	10'1"	10'7"	----

## **REMINDER**

All structures will be delivered to your prepared, leveled site, FREE, within a 25 mile radius. However, if the site is INACCESSIBLE to our truck or we must return the shipment, additional costs will be charged. Deliveries over a 30 mile radius will be charged \$4.25 per loaded mile.



## Shed Options

### Windows

Extra Standard 18"x27" w/ shutters	\$115.00
Extra Upgraded 24"x27" w/ shutters	\$135.00
Extra Upgraded 24"x36" w/ shutters	\$155.00
Extra Upgraded 30"x36" w/ shutters	\$165.00
Insulated House 30"x36" w/ shutters	\$250.00
Insulated House 40"x60" w/ shutters	\$345.00
Upgrade to Arched Heritage no shutters	\$125.00
Extra Arched Heritage Window	\$160.00
Transom Window in Single Door	\$80.00
Transom Window 5' or 6' double doors	\$160.00

### Flooring

2x6 PT Floor Joists 8" OC	\$1.65/sq.ft.
2x4 8" OC Floor	\$.90/sq.ft.
2x4 12" OC Floor	\$.60/sq.ft.
PT Floor (Floor Joists & Plywood)	\$1.25/sq.ft.
Garage PT Floor (12" OC 2x4 joists)	\$1.45/sq.ft.
3/4 Plywood Floor	\$1.40/sq.ft.
Double 5/8" Floor	\$1.40/sq.ft.
Insulated Floor	\$1.35/sq.ft.
Painted Floor	\$1.20/sq.ft.
Extra 4x4 Runner (8' wide sheds only)	\$2.25 lin. ft.

### Additional or Upgraded Doors

#### Single

New England Style, Wooden	\$210.00
Fiberglass on a Wooden Shed	\$100.00
Fiberglass Single Shed Door	\$210.00
Fiberglass Single Shed Door w/ Glass	\$270.00
Fiberglass Pre Hung House Door	\$330.00
Fiberglass Pre-Hung House Door w/ glass	\$380.00
Paint Fiberglass or Steel Doors	\$30.00 ea

#### Double

New England Style, Wooden	\$300.00
Fiberglass on a Wooden Shed	\$165.00
Fiberglass Double Doors Shed style	\$300.00
Fiberglass Double Doors w/ glass	\$430.00
Fiberglass Pre-hung Double House Doors	\$500.00
Fiberglass Pre hung Doors w/ Glass	\$600.00
Upgrade To Heritage Barn Doors 6' W	\$395.00
6" Taller Doors (78") MUST RAISE WALLS	\$100.00
Unless Doors placed on Gable End	

### Ramps

4'w x 5' L	\$115.00
5'w x 5'L	\$125.00
6'w x 5'L	\$135.00
8'x4'	\$180.00
All ramps 6' Long add	\$15.00

### Roofing

Cedar Shake Roof	\$7.70/sq.ft.
Metal Roof per fl sq ft	3.85
Transom Dormer	\$660.00
Tar/Felt Paper	\$.55/sq.ft.
Hip Roof 8' Wide Shed	\$440.00
Hip Roof 10' Wide Shed	\$465.00
Hip Roof 12' Wide Shed	\$550.00

### Interiors

Electrical Package	\$375.00
switch, ceiling,2 recep.	
Additional receptacle	\$45.00 each
Peg Board	\$5.00/sq.ft.

### Garage Doors

Standard Solid	\$595.00
Standard Glass	\$695.00
Sunburst	\$750.00
Heritage	\$885.00
Insulated	Add \$155.00

### Porches

Posts	\$55.00 each
Railings per lineal ft	\$25.00
Composite decking	\$7.70 sq ft
Pressure treated decking	\$5.50 sq ft.

**Walls must be raised 6" for porches on**

**All sheds except Quakers**

### Siding Options

Elite custom vinyl colors*	FL Sq Ft \$2.00
Beaded Vinyl Siding	FL Sq Ft \$2.00
Lap Siding (On NE Sheds)	30%

### Accessories

#### Weathervanes

Horse, Rooster, Eagle, Deer	
Black 24"	\$89.00
Colored 30"	\$110.00
Hole and Support in Cupola	\$25.00

#### Shutters

Wood, Z-Style	\$55.00
Raised Panel or Louvered	\$45.00
1"x3" Trim Around Window	\$45.00

#### Flower Boxes

Wood	\$40.00 ea
Vinyl	\$50.00 ea
X-tra Long Wood	\$70.00 ea

#### Venting

End Vents	Included
New England Vents	\$85.00 pair
10' Ridge Vent	\$115.00
Vented Soffit (Wood Siding)	\$3.00/lin ft.
Vented Soffit (Vinyl Siding)	3.75/lin ft.
Shed Series Vinyl Cupola 22"	225.00
Copper Roof	\$75.00

All other cupola styles can be Found on our website

Hole and Support in Cupola For COPPER weathervane \$25.00

### Additional Accessories

1 quart of paint	\$10.00
1 Gallon of paint	\$32.00
Loft/Workbench <b>min \$60.00</b>	\$4.40/sq.ft.
Wood Corners	\$65.00
Diamond Plate	\$8.00/lin. ft.
Stone Front (Faux)	\$40.00 lin. ft.

### Higher Walls

Raise Walls 6"	\$4.40/lin. ft.
Raise Walls 12"	\$5.00/lin. ft.
Raise Walls 18"	\$6.00/lin. ft.
Raise Walls 24"	\$7.50/lin. ft.

**\*check with sales associate on height restrictions\***

## The Mini Barn

### Duratemp Wood Siding



**Standard Features:**

- 5/8" Duratemp Siding
- Gable Vents
- Diamond Plate Threshold
- New England Style Doors
- Tech Shield Roof Sheathing
- Roofing Paper
- 1 Window w/ Shutters

Size	Duratemp	Vinyl
6x8	\$1,730	\$1,855
8x8	\$1,910	\$2,065
8x10	\$2,020	\$2,320
8x12	\$2,150	\$2,505
8x14	\$2,355	\$2,720
8x16	\$2,580	\$2,910
10x10	\$2,530	\$2,780
10x12	\$2,695	\$3,020
10x14	\$3,000	\$3,240
10x16	\$3,235	\$3,495
10x18	\$3,470	\$3,825
10x20	\$3,695	\$4,235
12x12	\$3,145	\$3,565
12x14	\$3,305	\$3,735
12x16	\$3,545	\$4,040
12x18	\$3,810	\$4,405
12x20	\$4,070	\$4,670
12x22	\$4,185	\$5,035
12x24	\$4,705	\$5,390

### Vinyl Siding



**Standard Features:**

- 1/2" Plywood Sheathing
- Vinyl Siding
- Gable Vents
- Diamond Plate Threshold
- Fiberglass Double Doors
- Tech Shield Roof Sheathing
- Roofing Paper
- 1 Window w/ Shutters

**\*Delivery Included Within 25 miles\***

Standard wall height 6' 3"

## The A-Frame

### Duratemp Wood Siding



Doors & Windows can be placed anywhere on shed

#### Standard Features:

- 5/12 Roof Pitch
- 5/8" Duratemp Siding
- Gable Vents
- Diamond Plate Threshold
- New England Style Doors
- Tech Shield Roof Sheathing
- Roofing Paper
- 2 Windows w/ Shutters

### Vinyl Siding



Doors and windows can be placed anywhere on shed

#### Standard Features:

- 5/12 Roof Pitch
- 1/2" Sheathing
- Vinyl Siding
- Gable Vents
- Diamond Plate Threshold
- Fiberglass Double Doors
- Tech Shield Roof Sheathing
- Roofing Paper
- 2 Windows w/ Shutters

Size	Duratemp	Vinyl
6x8	\$2,180	\$2,280
8x8	\$2,265	\$2,460
8x10	\$2,480	\$2,720
8x12	\$2,670	\$2,885
8x14	\$2,945	\$3,165
8x16	\$3,195	\$3,455
10x10	\$2,995	\$3,330
10x12	\$3,130	\$3,565
10x14	\$3,385	\$3,830
10x16	\$3,620	\$4,080
10x18	\$4,125	\$4,370
10x20	\$4,330	\$4,740
12x12	\$3,415	\$4,080
12x14	\$3,890	\$4,355
12x16	\$4,245	\$4,695
12x18	\$4,635	\$5,040
12x20	\$4,860	\$5,385
12x22	\$5,330	\$5,815
12x24	\$5,770	\$6,195
12x26	\$5,985	\$6,710
12x28	\$6,435	\$7,235
12x30	\$7,020	\$7,685
12x32	\$7,435	\$8,165
14x20	\$6,135	\$6,475
14x24	\$7,235	\$7,575
14x26	\$7,645	\$8,140
14x28	\$8,300	\$9,390
14x30	\$8,795	\$10,145

**\*Delivery Included Within 25 miles\***



# The Quaker

## Duratemp Wood Siding



### Standard Features:

- 7/12 Roof Pitch
- 5/8" Duratemp Siding
- Gable Vents
- Diamond Plate Threshold
- New England Style Doors
- Tech Shield Roof Sheathing
- Roofing Paper
- 2 Windows w/ Shutters

## Vinyl Siding



### Standard Features:

- 7/12 Roof Pitch
- 1/2" Plywood Sheathing
- Vinyl Siding
- Gable Vents
- Diamond Plate Threshold
- Fiberglass Double Doors
- Tech Shield Roof Sheathing
- Roofing Paper
- 2 Windows w/ Shutters

## New England Style



\*Optional Transom Windows Shown\*

### Standard Features:

- 7/12 Roof Pitch
- 5/8" Duratemp Siding
- Classic Gable Vents
- Diamond Plate Threshold
- New England Doors
- Miratec Barn Trim
- Tech Shield Roof Sheathing
- Roofing Paper
- 2 Windows w/ NE Trim
- Deluxe Door Hinges

\*All Quakers have a 7' 3" Front wall height & a 6' 3" Back wall height\*

Size	Duratemp	Vinyl	New England
6x8	\$2,345	\$2,600	\$2,600
8x8	\$2,515	\$2,670	\$2,670
8x10	\$2,640	\$2,930	\$2,930
8x12	\$2,880	\$3,170	\$3,170
8x14	\$3,100	\$3,425	\$3,425
8x16	\$3,355	\$3,695	\$3,695
10x10	\$3,130	\$3,530	\$3,530
10x12	\$3,355	\$3,765	\$3,765
10x14	\$3,620	\$4,045	\$4,045
10x16	\$3,960	\$4,420	\$4,420
10x18	\$4,430	\$4,610	\$4,610
10x20	\$4,860	\$5,010	\$5,010
12x12	\$3,825	\$4,545	\$4,545
12x14	\$4,245	\$4,675	\$4,675
12x16	\$4,630	\$5,040	\$5,040
12x18	\$5,120	\$5,555	\$5,555
12x20	\$5,455	\$5,940	\$5,940
12x22	\$5,815	\$6,360	\$6,360
12x24	\$6,255	\$6,845	\$6,845
12x26	\$6,655	\$7,275	\$7,275
12x28	\$6,965	\$7,665	\$7,665
12x30	\$7,275	\$8,180	\$8,180
12x32	\$7,665	\$8,775	\$8,775

Vinyl Siding On New England Quaker add 15%

50 yr Lap Siding on New England Quaker add 25%

**\*Delivery Included Within 25 miles\***

# The Cape

## Duratemp Wood Siding



Doors & Windows can be placed anywhere on shed

## Vinyl Siding



Doors & Windows can be placed anywhere on shed

## New England Style



Doors & Windows can be placed anywhere on shed

**Standard Features:**

- 5/8" Duratemp Siding
- Gable Vents
- Diamond Plate Threshold
- New England Style Doors
- Tech Shield Roof Sheathing
- Roofing Paper
- 2 Windows w/ Shutters
- 7/12 Roof Pitch

**Standard Features:**

- 1/2" Plywood Sheathing
- Vinyl Siding
- Gable Vents
- Diamond Plate Threshold
- Fiberglass Double Doors
- Tech Shield Roof Sheathing
- Roofing Paper
- 2 Windows w/ Shutters
- 7/12 Roof Pitch

**Standard Features:**

- 7/12 Roof Pitch
- 5/8" Duratemp Siding
- Classic Gable Vents
- New England Doors
- Diamond Plate Threshold
- Miratec Barn Trim
- Tech Shield Roof Sheathing
- Roofing Paper
- 2 Windows w/ NE Trim

Standard Wall Height 6' 3"

Size	Duratemp	Vinyl	New England
6x8	N/A	N/A	N/A
8x8	\$2,360	\$2,645	\$2,645
8x10	\$2,615	\$2,890	\$2,890
8x12	\$2,875	\$3,075	\$3,075
8x14	\$3,105	\$3,370	\$3,370
8x16	\$3,355	\$3,685	\$3,685
10x10	\$3,125	\$3,540	\$3,540
10x12	\$3,330	\$3,780	\$3,780
10x14	\$3,590	\$4,065	\$4,065
10x16	\$3,845	\$4,355	\$4,355
10x18	\$4,405	\$4,675	\$4,675
10x20	\$4,575	\$5,070	\$5,070
12x12	\$3,605	\$4,360	\$4,360
12x14	\$4,135	\$4,635	\$4,635
12x16	\$4,535	\$4,995	\$4,995
12x18	\$4,995	\$5,370	\$5,370
12x20	\$5,190	\$5,755	\$5,755
12x22	\$5,685	\$6,195	\$6,195
12x24	\$6,325	\$6,760	\$6,760
12x26	\$6,905	\$7,190	\$7,190
12x28	\$7,415	\$7,845	\$7,845
12x30	\$7,730	\$8,485	\$8,485
12x32	\$7,940	\$9,015	\$9,015
12x34	\$8,350	\$9,705	\$9,705
12x36	\$8,790	\$10,055	\$10,055
12x40	\$9,325	\$10,610	\$10,610

\*Vinyl Siding On New England Cape add 15%\*

\*Lap Siding On New England Cape add 25%\*

# The Dutch High Barn

All Barns have a standard wall height of 6' 3"

## Duratemp Wood Siding



Doors & Windows can be placed anywhere on shed

- Standard Features:**
- 5/8" Duratemp Siding
  - Gable Vents
  - Diamond Plate Threshold
  - New England Style Doors
  - Tech Shield Roof Sheathing
  - Roofing Paper
  - 2 Windows w/ Shutters

## Vinyl Siding



Doors & Windows can be placed anywhere on shed

- Standard Features:**
- 1/2" Plywood Sheathing
  - Vinyl Siding
  - Gable Vents
  - Diamond Plate Threshold
  - Fiberglass Double Doors
  - Tech Shield Roof Sheathing
  - Roofing Paper
  - 2 Windows w/ Shutters

## New England Style



Doors & Windows can be placed anywhere on shed

- Standard Features:**
- 5/8" Duratemp Siding
  - Classic Gable Vents
  - New England Doors
  - Diamond Plate Threshold
  - Miratec Barn Trim
  - Tech Shield Roof Sheathing
  - Roofing Paper
  - 2 Windows w/ NE Trim

Size	Duratemp	Vinyl	New England
6x8	N/A	N/A	N/A
8x8	\$2,795	\$2,830	\$3,005
8x10	\$2,935	\$2,935	\$3,115
8x12	\$3,185	\$3,145	\$3,335
8x14	\$3,455	\$3,340	\$3,545
8x16	\$3,780	\$3,640	\$3,865
10x10	\$3,415	\$3,485	\$3,695
10x12	\$3,610	\$3,700	\$3,930
10x14	\$3,930	\$3,965	\$4,210
10x16	\$4,220	\$4,375	\$4,485
10x18	\$4,565	\$4,705	\$4,810
10x20	\$4,845	\$4,980	\$5,195
12x12	\$3,815	\$4,360	\$4,235
12x14	\$4,340	\$4,500	\$4,635
12x16	\$4,720	\$4,815	\$5,050
12x18	\$5,180	\$5,175	\$5,355
12x20	\$5,295	\$5,600	\$5,600
12x22	\$5,750	\$5,965	\$5,995
12x24	\$6,085	\$6,340	\$6,390
12x26	\$6,540	\$6,705	\$6,740
12x28	\$6,905	\$7,095	\$7,110
12x30	\$7,220	\$7,620	\$7,470
12x32	\$7,380	\$8,065	\$7,665
14x20	\$6,730	\$7,265	\$6,930
14x24	\$7,845	\$8,405	\$8,015
14x26	\$8,380	\$9,350	\$8,630
14x28	\$9,080	\$9,750	\$9,195
14x32	\$10,010	\$10,505	\$10,205

50 Yr Lap Siding on New England Barn 25%

Vinyl Siding on New England Barn 15%

**\*Delivery Included Within 25 miles\***



# The Dormer

## New England



### Standard Features:

- 7/12 Roof Pitch
- 5/8" Duratemp Siding
- Gable Vents
- Diamond Plate Threshold
- New England Style Doors
- Deluxe Door Hinges
- Tech Shield Roof Sheathing
- Roofing Paper
- 2 Window w/ Shutters
- Octagon Window in Dormer

## Vinyl Siding



### Standard Features:

- 7/12 Roof Pitch
- 1/2" Plywood Sheathing
- Vinyl Siding
- Gable Vents
- Diamond Plate Threshold
- Fiberglass Double Doors
- Single 11 Lite Fiberglass Door
- Tech Shield Roof Sheathing
- Roofing Paper
- 2 Windows w/ Shutters
- Octagon Window in Dormer

## Transom New England



Shown w/ optional transom windows in doors

### Standard Features:

- 8' Transom Dormer
- 3- Windows Under Dormer
- Window Trim & "Z" Shutters
- Available in both Vinyl & New England at same prices listed above



Standard wall height on all Dormers 6' 9"  
Doors & Windows can be placed anywhere on shed

Size	Vinyl	New England & Transom
10x10	\$4,650	\$4,810
10x12	\$4,900	\$5,110
10x14	\$5,195	\$5,430
10x16	\$5,460	\$5,625
10x18	\$5,785	\$5,955
10x20	\$6,170	\$6,375
12x12	\$5,430	\$5,620
12x14	\$5,725	\$5,900
12x16	\$6,090	\$6,300
12x18	\$6,445	\$6,715
12x20	\$6,810	\$7,050
12x22	\$7,275	\$7,470
12x24	\$7,695	\$7,910
12x26	\$8,200	\$8,455
12x28	\$8,675	\$9,010
12x30	\$9,225	\$9,580
12x32	\$9,715	\$10,075
14x20	\$7,995	\$8,230
14x24	\$9,130	\$9,360
14x26	\$9,780	\$10,270
14x28	\$10,680	\$11,030
14x30	\$11,355	\$11,705

Lap Siding On New England Dormer Add 25%

Vinyl Siding on NE and Transom- 15%

## Budget Shed Prices

Size	Mini-Barn	A-Frame
		
6 x 8	<b>\$1,500</b>	<b>\$1,635</b>
8 x 8	<b>\$1,560</b>	<b>\$1,775</b>
8 x 10	<b>\$1,650</b>	<b>\$1,990</b>
8 x 12	<b>\$1,805</b>	<b>\$2,195</b>
8 x 14	<b>\$2,025</b>	<b>\$2,360</b>
8 x 16	<b>\$2,215</b>	<b>\$2,645</b>
10 x 10	<b>\$2,045</b>	<b>\$2,425</b>
10 x 12	<b>\$2,260</b>	<b>\$2,690</b>
10 x 14	<b>\$2,475</b>	<b>\$2,890</b>
10 x 16	<b>\$2,720</b>	<b>\$3,120</b>

Barns have 45" wall height

A-Frames have 6'3" wall height

### Standard Features

- 1/2" Smart Siding
- 24" Center Walls and Roof
- Two Windows w/ Shutters
- \*Mini Barns 1 Window\*
- 5/8" Plywood Flooring
- 16" Center Floor Joists
- Gable Vents
- 6x8 & 8x8 A-Frame 1 Window
- 1/2" Roof Sheathing
- 30 yr Asphalt Shingles
- 55". Wide Double Door

**\*Delivery Included Within 25 miles\***

## Single Garage Prices



SIZE	A-Frame Garage (wood)	A-Frame Garage (vinyl)	Cape Garage (wood)	Cape Garage (vinyl)	High Barn Garage (wood)	High Barn Garage (vinyl)
10 x 16	\$4,710	\$5,150	\$5,140	\$5,415	\$5,095	\$5,505
10 x 18	\$5,240	\$5,500	\$5,755	\$5,785	\$5,415	\$5,855
10 x 20	\$5,450	\$5,925	\$6,025	\$6,235	\$5,700	\$6,165
12 x 16	\$5,395	\$5,925	\$5,850	\$6,360	\$5,620	\$5,995
12 x 18	\$5,800	\$6,235	\$6,365	\$6,665	\$5,970	\$6,375
12 x 20	\$6,060	\$6,610	\$6,700	\$6,965	\$6,185	\$6,830
12 x 22	\$6,540	\$7,050	\$7,170	\$7,655	\$6,630	\$7,200
12 x 24	\$7,000	\$7,665	\$7,760	\$8,085	\$6,965	\$7,605
12 x 26	\$7,220	\$8,205	\$8,350	\$8,835	\$7,425	\$7,995
12 x 28	\$7,655	\$8,675	\$8,910	\$9,400	\$7,775	\$8,415
12 x 30	\$8,300	\$9,270	\$9,275	\$9,695	\$8,120	\$8,965
12 x 32	\$8,775	\$9,780	\$9,435	\$10,340	\$8,245	\$9,435
14 x 20	\$7,335	\$7,790			\$7,715	\$8,675
14 x 24	\$8,585	\$9,010			\$8,715	\$9,890
14 x 28	\$9,380	\$10,495			\$9,875	\$11,135
14 x 30	\$9,955	\$11,285			\$10,410	\$11,730
14 x 32	\$11,135	\$11,915			\$11,350	\$12,360

### Standard Features

- \* 2 Windows
- \* 12" OC Floor
- \* Diamond Plate Threshold
- \* Aluminum Drip Edge
- \* Roofing Paper
- \* ALL 10' Garages come with 8'x7' Garage Door
- \* Shutters
- \* Single Door
- \* 1/2" Tech Shield Roofing
- \* 30 Year Shingle
- \* 5 Year Warranty
- \* 9'x7' Steel Garage Door
- \* Door Tightner
- \* Gable Vents
- \* 5/8" Plywood Decking
- \* 5/8" Plywood/Duratemper Siding

## Double Wide Garage Prices



Wood	Size	Vinyl
\$10,530	20x20	\$12,095
\$12,095	24x20	\$13,595
\$12,975	24x24	\$15,195
\$14,580	24x28	\$17,105
\$15,740	24x30	\$18,030
\$16,705	24x32	\$19,305
\$18,785	24x36	\$21,000

### Included Features

- \* Diamond Plate Threshold
- \* Roofing Paper
- \* 5/8" Plywood Flooring
- \* 8" OC Heavy Duty Floor
- \* 2 - 9'x7' Garage Doors (24'wide Buildings)
- \* 5 year Warranty
- \* Aluminum Drip Edge
- \* 3 - 24"x27" Windows
- \* 20' Ridge Vent
- \* 30 Year Shingle

**\*Delivery & Installation included within 25 miles based on adequate access. Garages come shipped in 2 halves. For Example a 20x20 would be shipped as (2) 10x20 buildings\***



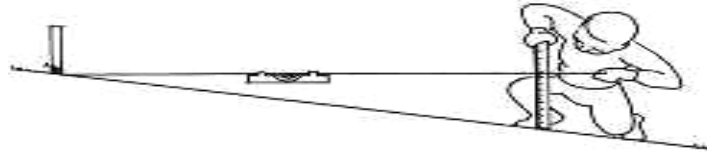
# Site Preparation



**Standard Crushed Stone Pad**



**Crushed Stone pad with 1 Layer 6x6 perimeter**



## Pricing based on ground slope of 8" or less

<u>Shed Size</u>	<u>Standard Stone Pad</u>	<u>Stone Pad W/ 1 Layer 6x6 Perimeter</u>	<u>Shed Size</u>	<u>Standard Stone Pad</u>	<u>Stone Pad W/ 1 Layer 6x6 Perimeter</u>	<u>Shed Size</u>	<u>Standard Stone Pad</u>	<u>Stone Pad W/ 1 Layer 6x6 Perimeter</u>
<b>8x10</b>	\$425	\$1185	<b>10x20</b>	\$575	\$1700	<b>12x28</b>	\$725	\$2150
<b>8x12</b>	\$450	\$1265	<b>12x12</b>	\$500	\$1540	<b>12x30</b>	\$775	\$2225
<b>8x14</b>	\$475	\$1350	<b>12x14</b>	\$525	\$1600	<b>12x32</b>	\$800	\$2300
<b>8x16</b>	\$500	\$1400	<b>12x16</b>	\$550	\$1700	<b>14x20</b>	\$625	\$1900
<b>10x12</b>	\$475	\$1430	<b>12x18</b>	\$575	\$1785	<b>14x24</b>	\$725	\$2100
<b>10x14</b>	\$500	\$1540	<b>12x20</b>	\$600	\$1870	<b>14x28</b>	\$825	\$2350
<b>10x16</b>	\$525	\$1595	<b>12x22</b>	\$625	\$2000	<b>14x30</b>	\$875	\$2400
<b>10x18</b>	\$550	\$1650	<b>12x24</b>	\$675	\$2075	<b>14x32</b>	\$925	\$2500

- We recommend a crushed stone foundation to evenly support our structures
- The above prices are for sites within 25 miles of our 3 locations. \$4.25 per loaded mile after 25 miles.
- The above prices apply to sites clear of any large weeds, brush, protruding stumps, rocks, etc...
- Excavation and re-utilization of the dirt is included in 1 Layer 6x6 pricing. There is no excavation with standard pads
- Excavation and removal of dirt is available for an additional fee on all site work
- All Standard Stone Pads constructed by Elite include 3/4" cleaned stone (gray) and landscape fabric for settlement
- All 6x6 Perimeter stone pads constructed by Elite include 6x6 timbers, rebar, stone, fabric, and are plate compacted
- All 6x6 Perimeter foundations are 1' bigger than shed on all sides, ie: 8x12 shed would have a 10x14 perimeter
- We offer a free site inspection to determine ground slope for foundations and access for our buildings
- Please refer to the "Foundations" section of our website to see foundations built on slopes greater than 6"



# Notes

---

---

---

---

---

---

---

---

---

---

---

---

---

---

---

---

---

---

---

---

---

---

---

---

141 E. Main St.  
Silverdale, PA 18962  
Phone (267) 354-1940  
Fax (267) 354-1221

732 Easton Rd.  
Horsham, PA 19044  
Phone (267)-282-5374  
Fax (267)-282-5401

677 E. Lincoln Highway  
Langhorne, PA 19047  
Phone (267) 568-2446  
Fax (267) 568-2439